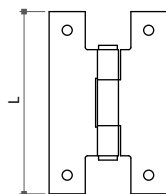



04-5 Butt Hinges

"H" Hinge

- * Flush type, scalloped edge
- * Finish: black, antique brass or antique copper

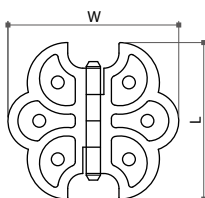


Item No.	L
20522	2-1/2" (with 4 holes)
20523	3" (with 6 holes)



Ornamental Cabinet Hinge

- * Steel, brass, chrome, nickel, bronze or black plated
- * Available with fixed pin: flush type
- * Also available in solid brass

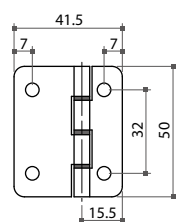


Item No.	Size (LxW)
20190	55x60mm
20193	36x49mm



Folding Door Butt Hinge

- * Available with fixed pin: flush type
- * Steel, zinc, bronze or black plated
- * For folding door fittings

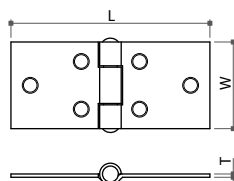


Item No.	Feature
25900	screw holes
25900A	Ø8mm nylon dowels



Back Flap Hinge

- * Material: steel
- * Finish: zinc plated or brass plated



Item No.	Dimension (LxWxT)	Screw hole
21530	4-1/2"x2"x2.3mm	#9
21531	3-1/2"x1-1/2"x1.8mm	#6
21532	2-7/8"x1"x1.8mm	#5

